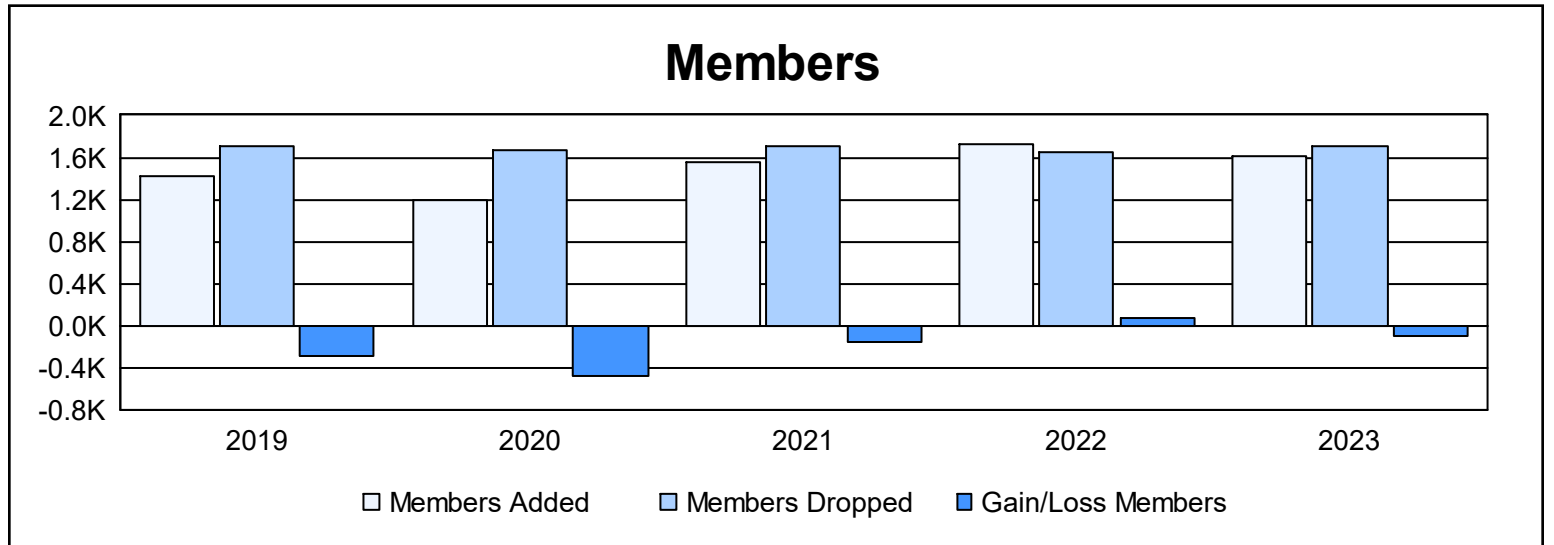
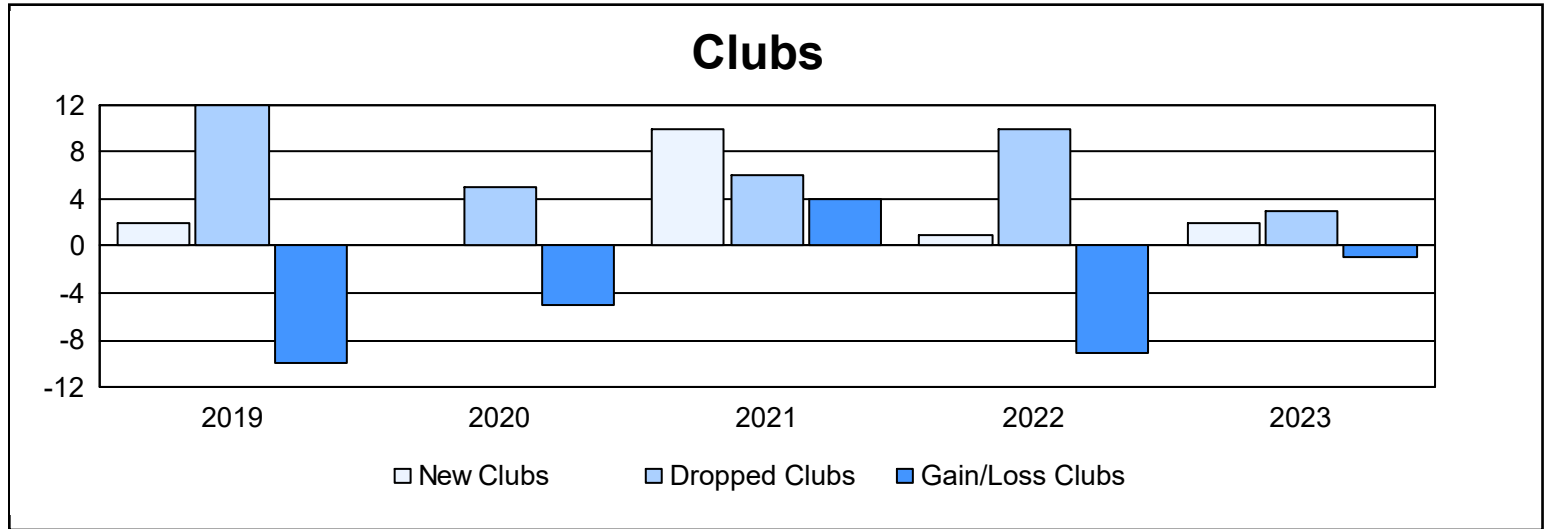
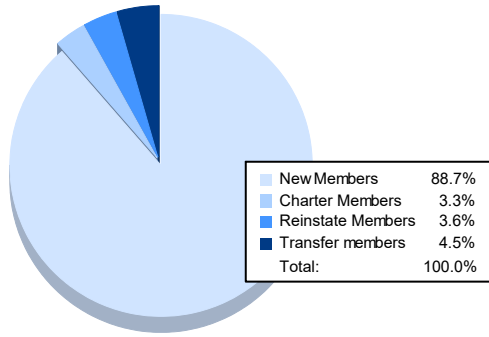


| Year | New Clubs | Dropped Clubs | Gain/Loss Clubs | New Members | Charter Members | Reinstate Members | Transfer Members | Total Member Added | Total Members Dropped | Gain/Loss Members |
|----------------|-----------|---------------|-----------------|--------------|-----------------|-------------------|------------------|--------------------|-----------------------|-------------------|
| 2018-2019 | 2 | 12 | -10 | 1,229 | 51 | 69 | 67 | 1,416 | 1,705 | -289 |
| 2019-2020 | 0 | 5 | -5 | 1,061 | 7 | 56 | 63 | 1,187 | 1,666 | -479 |
| 2020-2021 | 10 | 6 | 4 | 1,184 | 271 | 51 | 51 | 1,557 | 1,709 | -152 |
| 2021-2022 | 1 | 10 | -9 | 1,539 | 20 | 61 | 97 | 1,717 | 1,642 | 75 |
| 2022-2023 | 2 | 3 | -1 | 1,422 | 53 | 57 | 72 | 1,604 | 1,704 | -100 |
| Average | 3 | 7 | -4 | 1,287 | 80 | 59 | 70 | 1,496 | 1,685 | -189 |



Membership Composition June 2023 Cumulative



Gender Composition June 2023 Cumulative

